



3 STEP VACCINE VERIFICATION PROCESS


Vaccine verification is the responsibility of the venue to enforce and validate. Therefore, we have come up with a 3 step process to keep things streamlined and efficient while ensuring the health and safety of all guests attending events at our facilities. This will be handled by MXP staff in conjunction to a 3rd party Covid-19 security guard at no additional cost to you. The vaccination validation team cannot handle registration simultaneously. That is the responsibility of the client.



Upon arrival at the Merchants Exchange Building guests will be greeted by a COVID-19 Security officer (3rd Party) at the door that will inform them that proof of vaccination is required to enter the building. They will then be directed to a table to be set up in the lobby of the building, manned by MXP staff for validation of credentials.



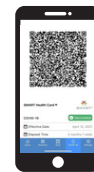
When guests approach the designated table they will be requested to show proof of full vaccination in the form of either a physical copy of their CDC vaccination card (photos acceptable) or QR code issued by one of the various companies such as SMART or CLEAR, accompanied by a photo ID that matches the name on the vaccine card. Exemptions of any kind will not be accepted.



CDC Vaccination Card



Digital photo of CDC Vaccination Card



State issued SMART Health Card QR Code



Photo ID



Once a guest is validated they will be given either a wristband or hand stamp (client choice) to verify they have completed the validation process. Having the stamp or band will prevent guests from having to provide proof again should they exit the building at any time during the event. Guests will then be directed to the elevators to access the venue.





PROOF OF VACCINATION REQUIREMENTS

Per the City of San Francisco mandate that went into effect on Friday, August 20, 2021, all individuals 12 and older must provide proof of full vaccination to attend indoor events at our facilities. You will still need to wear a mask, even if you are vaccinated. Full vaccination is defined as 2 weeks (14 days) post the final dose of your chosen COVID-19 vaccine. Failure to provide proof will result in denied access into the venue. To help you prepare for check-in validation we have outlined the accepted forms ID & Proof of Vaccination with links below:



All Guests in attendance will need to supply 1 form of government issued photo ID. This can be a State issued Drivers License or ID, Passport or Passport Card or Military ID. This is to validate identity and must match the name on the approved proof of vaccination.

COVID-19 Vaccination Record Card


Please keep this record card, which includes medical information about the vaccines you have received.

Por favor, guarde esta tarjeta de registro, que incluye información médica sobre las vacunas que ha recibido.

Last Name: _____
First Name: _____
Middle Name: _____

Date of birth: _____ (mm dd yy) (second number)

Vaccine	Product Name	Lot Number	Date	Healthcare Professional or Clinic Site
1 st Dose COVID-19			mm dd yy	
2 nd Dose COVID-19			mm dd yy	
Other			mm dd yy	
Other			mm dd yy	



You can show your Vaccination Record Card (CRC) from the CDC as pictured above. Or you can show an image of the card, if you have a picture on your phone. Or you can use a [digital COVID-19 vaccine record issued by the State of California](#). You can also use an [approved private app](#) to verify your vaccination status. If you don't have your card, [find out other ways to verify you have been vaccinated](#). We will not be accepting any form of religious or medical exemption.